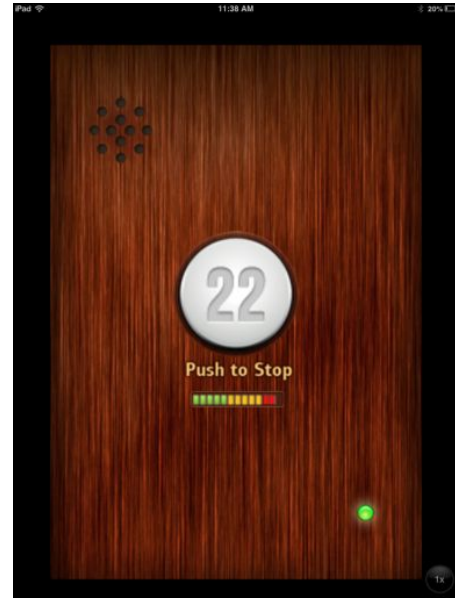



Crating QR Code Podcasts with Croak.It on your iPad.



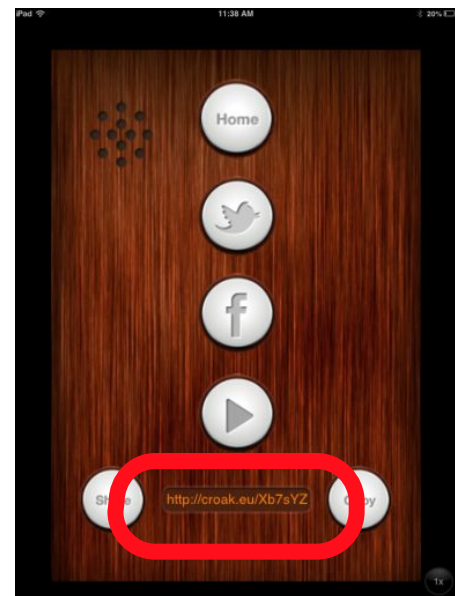
Step 1: Open Croak It and push to Record.



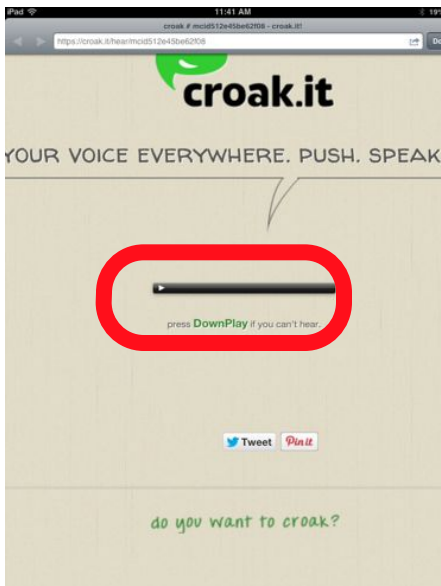
Step 2: Push to stop your recording. You only have 30 seconds.



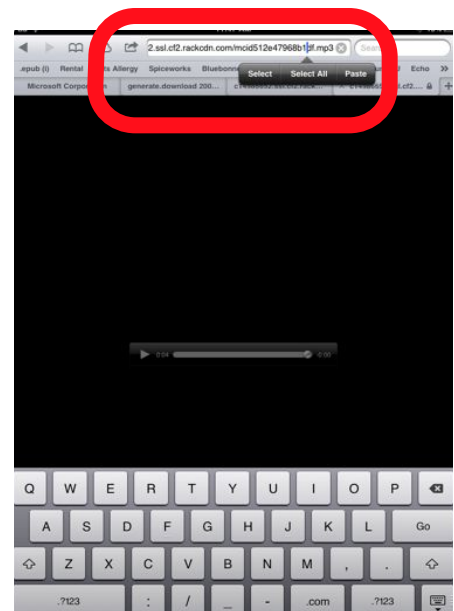
Upload time depends on connection speed.



Step 3: touch the URL listed on the bottom of the App.



You will then see the Croak It site appear with your recording. Rather than hit play, select on **DownPlay**



Copy the URL from the Address Bar



After copying the URL you can use any QR generator to generate your code. I used [The QR Code Generator](#) this example. Paste the URL in the generator bar. You will then see your QR code appear.



Click on your QR code and it will then open in a new window on safari. From there you can save your code to the camera roll by pressing and holding the image. You can also email it to yourself from safari so you can print it.